

STUDENT ADVICE

Visitor Visa Application Guide



**UNIVERSITY OF
WESTMINSTER** 

Student Advice, 35 Marylebone Road NW1 5LS

T: +44 (0)207 911 5000 ext 66080 E: studentadvice@westminster.ac.uk W: westminster.ac.uk/studentadvice

A charity and a company limited by guarantee. Registration number 977818 England. Registered office 309 Regent Street London W1B 2HW

Contents

Who is this guide for?	3
Before you apply.....	3
Starting your application	6
Registering your account	6
Registering your email	8
Personal details.....	11
Financial circumstances	Error! Bookmark not defined.
UK visit information and your studies.....	24
Your planned travel information	24
Spoken language preference.	25
Family and travel plans	31
Travel, immigration and employment history	38
Immigration history	42
Check your answers and submit your application form	54

Who is this guide for?

This application guide was created for students coming to study for less than 6 months at the University of Westminster on a Standard Visitor Visa. Applications for the Standard Visitor Visa can be submitted outside UK only, in the country where the applicant holds a valid residency permit.

The guide explains how to set up a Home Office online account and gives tips about completing the Standard Visitor Visa application form. It does not cover all the Standard Visitor rules and requirements and it does not list all the documents needed. please see further information on our [website](#).

There are certain nationalities that can travel to the UK without making an application for a Standard Visitor visa and can obtain this visa at a UK airport. However, if you are a national of a '[visa national](#)' country, you must apply for your visa before coming to the UK. If you are not sure about your eligibility, see [our website for](#) more information or contact Student Advice at studentadvice@westminster.ac.uk

We believe this information to be correct at the time of writing in June 2023.

Before you apply

Have your offer letter in place. You should have an offer/letter confirming your studies from University of Westminster.

Check that your documents meet the Visitor Visa requirements. Your financial documents should prove you have enough money to support your visit in order to have a successful application. You must ensure you have included the following, along with all other relevant documents listed in the [Visitor visa guidance for documents](#) for applicants.

- Valid Passport
- Proof of Maintenance
- Confirmation of acceptance from the university

Be aware of fees and other expenses: Please note that there is no requirement for Immigration Health Surcharge, and we advise to arrange your own travel insurance. Standard Visitor visa fee is £100

General Information before submitting the visa application.

The maximum length of stay with Visitor Visa is 6 months.

To apply for a visit visa to the UK, you need to:

- complete the application form and answer in English
- pay for the visa fee online (in most cases)
- provide your biometrics (fingerprints and facial photograph)

The standard processing time may vary depending on the country of application.

Priority Visa services are available for visitor visa applications in most locations but there may be reduced availability. If available in your location, you will be able to purchase this on the TLS or VFS websites when you book your

appointment to give biometrics. Super Priority Visa services are available for visitor visa applications in several of our locations with no change on availability.

To complete your application, you must provide your biometrics (fingerprints and facial photograph). This may involve attending a visa application centre (VAC) operated by one of our commercial partners.

Once you have started your application you can save your form and complete it later.

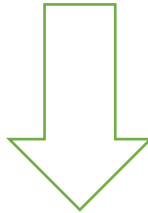
Starting your application

To access the visa application form, go to www.gov.uk/standard-visitor/apply-standard-visitor-visa

Registering your account

To start the application process, use the above link and read the information provided on the main page. Then you should select 'Apply online' followed by 'Start now'. This will commence your application.

You will be required to provide your basic personal details to create your account.



Apply online


Once you've started your application you can save your form and complete it later.

If you're applying with family members, each person must have their own application and pay the fee. They need to attend their own appointment at a visa application centre.

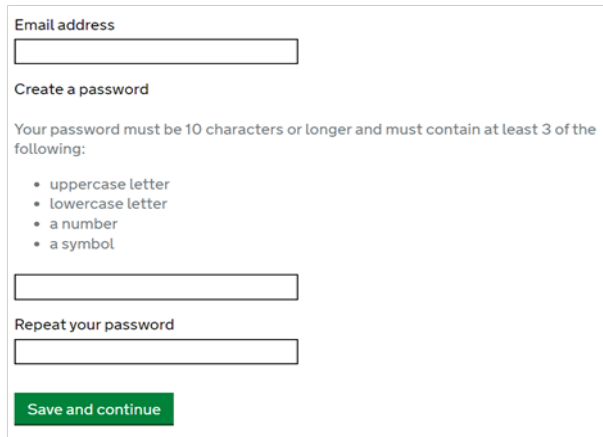
You can apply on behalf of your partner and child, if they cannot apply for themselves.

Apply now >

- Select your language- This will be the first question you will see.
- Select a country to provide your biometrics. You must provide your fingerprints and facial photograph which usually at visa application centre.
- Check available visa application centre locations
Find a visa application centre - GOV.UK (www.gov.uk)
- Apply for a UK visit visa – read carefully the information and click 'Start now'



Registering your email



The form is titled "Registering your email" and contains the following sections:

- Email address**: A single-line text input field.
- Create a password**: A heading followed by instructions: "Your password must be 10 characters or longer and must contain at least 3 of the following:"
 - uppercase letter
 - lowercase letter
 - a number
 - a symbol
- A single-line text input field for the password.
- Repeat your password**: A heading followed by a single-line text input field for password confirmation.
- A green button labeled "Save and continue" at the bottom left.

Enter a valid email address and create a secure but memorable password. You will need to confirm this email. You can add an additional email address if you wish in the next few pages.

You will be sent an automated email to your email address with a link to sign into your visa application form. You can use this link to access your account at a later date, if required.

Remember to use an email address that you check regularly as you may be sent emails about your visa application. You must notify the Home Office immediately if your contact email address changes. You will be asked if you have any additional email addresses. Please select accordingly.

Are you able to be contacted by telephone?

- I can be contacted by telephone call and text message (SMS)
- I can only be contacted by telephone call
- I can only be contacted by text message (SMS)
- I cannot be contacted by telephone call or text message (SMS)

Save and continue

Do you have any other telephone numbers?

- Yes No

Save and continue

Your telephone number

If the number is international, make sure to include the country code. You will not be able to insert a “+” but can proceed the country code with “00” instead.

The UKVI may contact you by phone to discuss your application so it is important that you give a number that you will have access to. If your contact number change, you will need to update UKVI

Please select the answer applicable to you and

Save and continue

Any other telephone numbers. Please confirm is you have any additional contact number(s).

Are you able to be contacted by telephone?

I can be contacted by telephone call and text message (SMS)

I can only be contacted by telephone call

I can only be contacted by text message (SMS)

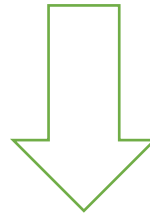
I cannot be contacted by telephone call or text message (SMS)

[Save and continue](#)

Contacting you by telephone

Please select one of the suggested answers for the UKVI to contact you if they have any further questions.

If you select that you cannot be contacted via telephone call, text message or both, you will need to explain in writing why you cannot be contacted by telephone call or text message (SMS)



Given name(s)

Your given name is usually your first name. If you have middle names, include these with your given name. If your name has a suffix (e.g. Jr), include this with your given name. If you have a patronymic name, include it with your given name. You must tell us all your given names.

Family name

Your family name is the surname shared by your family.

[I do not have a current passport or travel document](#)

Save and continue

Complete your application form with personal details

Your Name

Please provide your name and family name, the next page will ask you if in addition to the names already provided, if you ever been known by another name.

If you do not have a family name, please select 'I do not have a current passport or travel document' and then 'I do not have both a given and family name' to add your details.

In addition to the names already provided, are you now or have you ever been known by another name?

You must provide all your names. For example, if you changed your name after marriage or have a different name that you use for professional purposes.

Yes No

Save and continue

Any other names

If you have been known by any other names you can state them here e.g., if your name on your degree certificate is different/you have changed your name.

You should only say if you have legally changed your name.



Please don't include any pet names or nicknames you may be called informally.

Your sex and relationship status

What is your sex, as shown in your passport or travel document?

- Male
- Female
- Unspecified

What is your relationship status?

[I am unsure of my current relationship status](#)

Save and continue

Your sex and relationship status You need to state your sex and relationship status here.

You must be accurate about your relationship status in the application form.

Select and choose 'Save and continue'

'Single' means that you have never been married or in a civil partnership, and that you do not currently consider yourself in a relationship.

'Unmarried partnership' means that you currently consider yourself in a relationship but are not married or in a civil partnership.

Is this address also your correspondence address?
We may use this address to contact you about your application, including after it has been decided.

Yes No

Address

Town/City

Province/Region/State

Postal code (if applicable)

Country

[Save and continue](#)

Your address

After providing your personal information, you will be asked about the property where you are currently living. You will also need to confirm your correspondence address.

Is this address also your correspondence address?

UKVI may use this address to contact you about your application, including after it has been decided.

Please confirm whether your correspondence address is different.

How long have you lived at this address?
Select a unit of time and enter a value

What is the ownership status of your home?

I own it

I rent it

Other

[Save and continue](#)

How long have you lived at this address?

Select a unit of time and enter a value

What is the ownership status of your home?

I own it

I rent it

Other

Save and continue

About this property

Confirm how long you have lived at your address and the ownership status

You will have to select the amount of time you lived there and confirm the ownership status, then.

Confirm the ownership status of the property where you live.

If you do not own or rent your property, for example, if you are living with your family, please select 'Other'; you will then need to explain your circumstances in the free text box.

Save and continue

Passport number or travel document reference number

Issuing authority

On your passport or travel document this could also be referred to as 'country of issue' or 'place of issue'.

Issue date

Enter date in the format DD MM YYYY

Day Month Year

Expiry date

Enter date in the format DD MM YYYY

Day Month Year

Save and continue

Your passport



You must enter accurate details of a valid passport that you intend to use to apply for your visa and to travel to the UK.

The issuing authority may be your home country, this information will be on your passport. If your passport does not have an issuing authority, we suggest that you insert the name of the country where your passport was issued.

If you are a dual national, you must choose which nationality you want your visa to be linked to. If you are a dual national British Citizen, you should not apply for this visa.

Your identity card (POL)

Service Update

Priority Visa services are available for visitor visa applications in most locations but there is reduced availability. If available in your location, you will be able to purchase this on the [TLS](#) or [VFS](#) websites when you book your appointment to give biometrics.

Super Priority Visa services are available for visitor visa applications in several of our locations with no change on availability.

Do you have a valid national identity card?

This includes identity cards, issued from non-UK governments. This does not include driving licences. If you have an internal passport, provide the details here.

Yes No

National identity card number

Provide the number as shown on your identity card

Issuing authority

On your identity card, this could also be referred to as 'country of issue' or 'place of issue'.

Issue date (if applicable)

Enter date in the format DD MM YYYY

Day Month Year

Expiry date (if applicable)

Enter date in the format DD MM YYYY

Day Month Year

Save and continue

Cancel

Your ID card

If your country issues national identity cards, you must enter the number and other details after selecting 'Yes'.

If your country doesn't issue national identity cards, select 'No'. Please note that this is not your passport.

Not every country will issue a national ID card. Even if you have one, you are not required to submit it with your visa application.

Country of nationality

Enter your country of nationality or citizenship, as shown on your passport or travel document. If you have previous or additional nationalities or citizenships, you will be able to add these later in the application.

Country of birth

Place of birth

Enter your place of birth (for example, the city or province), as shown on your passport or travel document.

Date of birth

For example, 31 3 2020

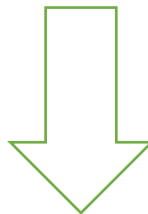
Day Month Year

Save and continue

Your nationality, country and date of birth.

You must declare the nationality of the passport you will use to apply for your visa
Your place of birth will normally be shown on your passport.

Save and continue



Do you currently hold, or have you ever held, any other nationality or citizenship?

You must provide all the nationalities that you currently hold or have ever held.

Yes No

Save and continue

[Return to this application later](#)

[Show and edit answers](#)

Your other nationalities.

Please select 'Yes' if you hold more than one nationality.

You must enter details of all other nationalities that you hold or have ever held. You will then be asked whether valid passports and ID cards have been issued for these nationalities. If you do have valid passports / ID cards, you will need to enter these details on the form.

The nationality that you wish to enter the UK on should be entered first, in the previous question. The UKVI will only process your application according to your main nationality, which will be the nationality you enter first.

Save and continue

Your employment status

Service Update

Priority Visa services are available for visitor visa applications in most locations but there is reduced availability. If available in your location, you will be able to purchase this on the [TLS](#) or [VFS](#) websites when you book your appointment to give biometrics.

Super Priority Visa services are available for visitor visa applications in several of our locations with no change on availability.

What is your employment status?

You can select more than one option.

- Employed
- Self-employed
- A student
- Retired
- Unemployed

Save and continue

You will be asked about your financial circumstances; you must ensure you have sufficient funds to maintain yourself for the duration of your visit. There is no set amount required, you should show sufficient funds that cover your travel expenses, accommodation and living costs including food expenses.



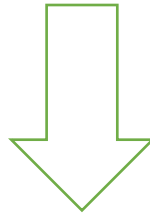
We would suggest to arrange similar amount per month as it is required for a Student visa which is £1,334 x number of months (i.e. £1,334 x 6 if you are planning to stay in the UK for 6 months).

Your employment status

In this section, please select the option applicable to you. If needed, you can select multiple options applicable i.e. you may be a self-employed student. Depending on the employment status, you will be asked series of questions, i.e

- if you are employed, you will need to provide details of your employer
- if you are unemployed you will need to provide information about your income/savings

Save and continue



About the cost of your visit

Service Update

Priority Visa services are available for visitor visa applications in most locations but there is reduced availability. If available in your location, you will be able to purchase this on the [TLS](#) or [VFS](#) websites when you book your appointment to give biometrics.

Super Priority Visa services are available for visitor visa applications in several of our locations with no change on availability.

How much money are you personally planning to spend on your visit to the UK?

Enter the total amount of your money that you intend to spend on your visit to the UK. Estimate the amount and include flights, accommodation and everyday expenses. If someone else is paying for all or part of your visit to the UK, you will be asked to provide details of this later on in the application.

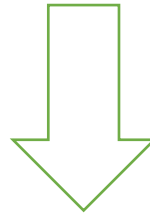
Save and continue

About the cost of your visit

Next, you will need to confirm the **total** cost of your visit including any tuition fees, living and travel expenses. This is for the whole duration of your stay.

You will be asked to select the amount in your local currency of GBP which is the currency in the UK.

Save and continue



About your financial situation

Service Update

Priority Visa services are available for visitor visa applications in most locations but there is reduced availability. If available in your location, you will be able to purchase this on the [TLS](#) or [VFS](#) websites when you book your appointment to give biometrics.

Super Priority Visa services are available for visitor visa applications in several of our locations with no change on availability.

What is the total amount of money you spend each month?


Include living costs, money given to dependants, rent or mortgage, and any other bills or costs.

Save and continue

About your financial situation

The following question is about your financial circumstances. Here you are required to provide information of the amount you are expecting to spend each month during your stay

Save and continue



Date you plan to arrive in the UK

Enter date in the format DD MM YYYY

Day Month Year

Date you plan to leave the UK

Enter date in the format DD MM YYYY

Day Month Year

[Save and continue](#)

[Return to this application later](#)

[Show and edit answers](#)

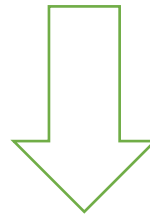
Complete your application form with your UK visit information and your studies

Your planned travel information

Here you need to provide date of your travel, which we recommend checking with your course to confirm in advance. You can arrive few days before the first day of classes to avoid any delays.



Please remember you can apply for Visitor Visa up to 3 months before your classes start, however it takes at least 3 weeks to receive the outcome of the application.



We may have to talk to you about your application. Which language would you prefer to use?

English

Other


Save and continue

Spoken language preference.

We advise that you choose English as your spoken language preference.

You may be invited to have a [credibility interview](#). The interview will be used to assess your English language ability as well as your credibility as a student.

Save and continue



What is the main reason for your visit to the UK?

- Tourism (including visiting family and friends)
- Business (including sports and entertainment)
- Transit through the UK
- Academic visit (including teaching, exchange and visiting as a dependant of an academic visitor)
- Marriage or civil partnership
- Private medical treatment or organ donation
- Short-term study (up to 6 months), including recreational course
- Other - I am visiting for another reason

Save and continue

Main reason for your visit

Please select 'Short-term study (up to 6 months), including recreational course'

Save and continue

Are you enrolled or accepted on a UK course, at an accredited institution?

An accredited course is a course approved by a professional body or organisation

Yes No

Save and continue

Institution name

Course name

Qualification you will get

Course start date

Enter date in the format DD MM YYYY

Day Month Year

Course end date

Day Month Year

Save and continue

Course enrolment

Here you should confirm that you are enrolled or accepted on a UK course. Then you will be asked to provide Course details

Save and continue

Course details

Please provide the following information:

Institution name: University of Westminster

Course name: Please use the course name from your offer letter

Qualification you will get: you will need to provide level of your programme. If it does not appear on your offer letter, please contact your course.

Course start date and Course end date: please use the exact dates from your offer letter.

Save and continue

Would you like to add any other courses that you are enrolled or accepted on in the UK?

Yes No


Save and continue

Other courses

You should only study the courses you received the offer/letters for.

Please select the answer applicable to you and

Save and continue



Students of certain sensitive subjects, knowledge of which could be used in programmes to develop weapons of mass destruction or their means of delivery, will need to apply for an ATAS certificate before they can study in the UK. You can [find out if you need an ATAS certificate here](#).

Do you need to obtain permission from the ATAS?

Yes No

Save and continue

What is your Academic Technology Approval Scheme (ATAS) reference number?

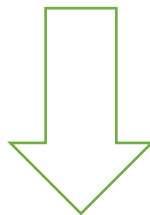
This is the reference number on the ATAS clearance certificate issued to you by the Foreign and Commonwealth Office.

Academic Technology Approval Scheme (ATAS)

You will be informed by the course if this is required. This usually only applies to our PHD courses.

If this applies to you, you will only be able to apply for your visa when you have received ATAS clearance.

You will need to provide your ATAS reference number here if you are subject to the ATAS requirement and select 'Yes'. Otherwise, select 'No'.



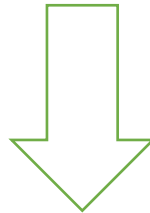
Give details of the main purpose of your visit and anything else you plan to do on your trip. See [tourist and short stays](#) for more information.

Maximum of 500 characters

Save and continue

Your activities

In this section you will be required to confirm the main purpose of your visit which is to study for less than 6 months on your chosen course.



Use your partner's passport or travel document, if they have one, to complete this section

Given names

Family name

Date of birth

Enter date in the format DD MM YYYY

Day Month Year

Country of nationality

Do they currently live with you?

 Yes No

Will they be travelling with you to the UK?

 Yes No

Save and continue

Complete your application form with information about family and travel plans

Your current partner

This question is asking for details about your partner, depending what answers you provided in question about your relationship status. You may not see this question if you selected 'single'

You will need to provide details if applicable.

Does anyone rely on you for financial support?

Include both those travelling with you and those who are not.

This could include:

- children under 18
- children over 18 who live with you at home
- children who you look after all the time
- older relatives who need you for accommodation or other support

Yes

No

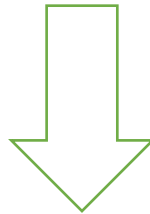
[Will these dependants be included in my application?](#)

Save and continue

People financially dependent on you

Here you should provide details of any dependants who rely on your financial support if applicable.

This is not to include your dependants with your visa application, as visitor visa applicants cannot apply with dependants. Each visitor will need separate visa application.



Mother

Father

Given names

Family name

If they do not have both a given and family name, enter their name(s) in the Given names field.

Date of birth
Enter date in the format DD MM YYYY
Day Month Year

Country of nationality

Have they always had the same nationality?
 Yes No

Save and continue

Give details about 2 of your parents.

You need to provide details of your parents in this section. If you don't have your parents' details (e.g., because you do not know your parents), please click on the heading 'What if I do not have my parents' details?'. You'll then be able to tick a box to confirm that.

Please do not do this if you have parents but do not have their details with you at that time, you will need to ask your parents for the details before continuing with the form.

If you only have one parent, you should enter the details of that parent only and tick the box confirming that you only have the details of one parent.

Save and continue

Do you have any family in the UK?

This includes:

- immediate family - such as spouse, civil partner, parents or children
- grandparents or grandchildren
- your spouse or civil partner's family
- your child's spouse, civil partner or partner
- your partner, if you have lived with them for 2 out of the last 3 years

Yes No

Save and continue

Family who lives in the UK

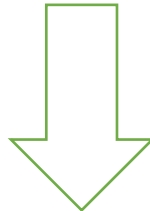
You must declare if you have any close family members who live in the UK.

If your answer is yes, you will be asked to provide their details and confirm their relationship to you. Once you confirm their details, you will be asked whether you have any other immediate family members in the UK and you will be able to list more people, if applicable.

You do not need to include details of non-immediate family.

Select the answer according to your circumstances and

Save and continue



Will you be travelling to the UK as part of an organised group?

This include travel companies or sports, work, or study groups.

Yes No

Save and continue

Travelling as part of an organised group

You would not be usually be travelling as part of an organised group, so your answer is likely to be **'No'**.

If you are unsure whether you are travelling as part of an organised group, please contact us and provide further details and we can advise.

Examples of organised groups are travel companies, or study groups.

Will you be travelling to the UK with someone who is not your partner, spouse, or dependant?

Yes No

Save and continue

Travelling with another person

This refers to anyone who intends to travel to the UK with you apart from your partner, spouse, or dependant. If you will be travelling to the UK with someone, you must provide details of their name, nationality, and relationship to you in this section.

For example, you may be travelling to the UK with your parent or your sibling; if this is the case, you would answer 'Yes' to this question.

It does not matter if they have not yet applied for a visa, you must still provide their details. It is ok for them to apply for their visa after you have applied for yours.

If you are travelling on your own, select 'No'.

Do you have an address for where you are going to stay in the UK?

If you do not have an address for your accommodation, select No and on the next page give details of what you intend to do.

Yes No

Save and continue

Accommodation in the UK

If you have already made accommodation arrangements and have the address where you will be staying, you should select 'Yes'. You must enter further details on the next screen, where you must explain the type of accommodation e.g., halls of residence, private flat. You will also be asked for the date you will arrive at that address and the date when you will leave. If you will not be at that address for the whole of your time in the UK, you will be asked to enter details of other accommodation.

! Tell us about where you plan to stay in the UK. You will be able to add another place on the next page.

Where are you planning to stay in the UK?

If you are staying with friends, other relatives, or in another person's home, give their full name.

[I am not sure how to enter details about my stay](#)

Enter the address for where you are staying

This must be in the UK.

Town/City

Postcode

When will you arrive there?

Enter date in the format DD MM YYYY

Day Month Year

When will you leave there?

Day Month Year

Save and continue

Cancel

Accommodation in the UK

If you answered 'no' to the previous question, you will be asked about your accommodation plans in the UK instead of your UK address. If you will be staying in university halls of residence and are waiting to be allocated your place, you can state the following:

'I have applied for University accommodation at the University of Westminster and I am awaiting confirmation of my room'. Otherwise, please provide detailed information about your accommodation plans in the UK.

Save and continue

GOV.UK Visas and Immigration

1. Start **2. Application** 3. Documents 4. Declaration 5. Pay 6. Further actions

[Back](#)

UK travel history

Have you been to the UK in the past 10 years?

Yes No

[Save and continue](#)

How many times have you been to the UK in the past 10 years?
If you are unsure of the exact number, provide an estimation. You will be asked to provide details for up to 3 of your most recent times in the UK.

Complete your application form with information about travel, immigration and employment history

UK travel history

You should declare whether you have travelled to the UK within the last 10 years.

If you have been to the UK in the last 10 years, you will need to declare how many times you have been to the UK.

If you are not sure how many times you have been to the UK in the last 10 years, please provide an estimate.

If you select 'Yes' you will be asked to provide details of up to 3 visits in the next screen.

[Save and continue](#)

Select why you were in the UK:

- Tourism (including visiting family and friends)
- Work
- Study
- Transit (travelling through the country)
- Other reason

Date you arrived in the UK

Enter date in the format MM YYYY

Month Year

How long were you in the UK?

Select a unit of time and enter a value

Save and continue

Your most recent time in the UK

If you answered 'Yes' to the question above, you will now be asked to provide details of your trips to the UK.

The next series of questions will only appear if you have confirmed that you have travelled to the UK before.

If you have never travelled to the UK before, you will be taken to the question 'UK visa applications'

Save and continue

How many times have you visited the following places in the past 10 years?

- Australia
- Canada
- New Zealand
- USA
- Switzerland
- European Economic Area (do not include travel to the UK)

[Which countries are part of the European Economic Area \(EEA\)?](#)

- Zero
- Once
- 2 to 5 times
- 6 or more times

Save and continue

Travel to Australia, Canada, New Zealand, USA, Switzerland or the European Economic Area

You must declare any travel to these countries in the last 10 years.

If you have been to any of these countries, you'll be required to provide more information about the country, purpose of the visit, date, and duration of the travel on the next page. You will need to provide details of your two most recent visits.

If you are a national of these countries, you do not need to declare your visits there as you are living there (unless you are a dual national and it is not your main country of residence).

Save and continue

1. Start **2. Application** 3. Documents 4. Declaration 5. Pay 6. Further actions

[← Back](#)

World travel history

Have you been to any other countries in the past 10 years?

Do not include visits to the UK, USA, Canada, Australia, New Zealand, Switzerland or the European Economic Area.

[Which countries are part of the European Economic Area \(EEA\)?](#)

Yes No

Save and continue

World travel history

In this section, you must provide details of travel to any other countries within the last 10 years (not the countries you already listed in the previous sections).

Which country visited – you can only select one country at a time. If you have been to more than one country from this section, you will be able to add it after you have saved the details of the first travel.

You should provide all information as accurately as you can.

Save and continue



GOV.UK Visas and Immigration

1. Start **2. Application** 3. Documents 4. Declaration 5. Pay 6. Further actions

[Back](#)

Immigration history

For either the UK or any other country, have you ever been:

- Refused a visa
- Refused entry at the border
- Refused permission to stay or remain
- Refused asylum
- Deported
- Removed
- Required to leave
- Excluded or banned from entry

Yes No

[Save and continue](#)

Immigration history

If you have never experienced any immigration problems, then please select 'No'



If you have experienced any of these issues, please select 'Yes'. You will be required to provide more details on the next screen.

You **must** declare any immigration issues you have had. The Home Office will also conduct their own checks. If you answer 'No' to this question and you have previously been refused a visa or any of the criteria apply to you, this could be viewed as deception. It is likely that your visa application will be refused, and you could be subject to a ban from entering the UK for a period of **10 years**.

[Save and continue](#)

[Back](#)

Details of an immigration problem

Give details of what happened

You will be able to add details of any further immigration problems after you click 'Save and continue'

- An application for a visa was refused
- I was refused entry at the border
- I was refused permission to stay or remain
- I was refused asylum
- I was deported
- I was removed
- I was required to leave
- I was excluded or banned from entry

Country

When did this immigration problem happen?

Enter date in the format MM/YYYY

Month Year

Give more details of what happened

Maximum of 500 characters

[Save and continue](#)

If you answer **YES** to the question above, you will see this screen.

You must declare if you have had any immigration issues for the UK or any other country in the world.

This may not affect your visa application for the UK, but it will depend on the issue you faced and the reason for it, e.g., if you faced immigration issues due to working illegally, the UKVI may think you will breach your visa conditions whilst in the UK.

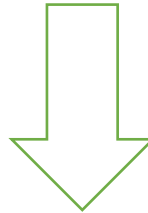
If you answer 'Yes' to this question, you will be asked to provide additional information. Please give as much detail as possible.

Once you have given details of the immigration problem you experienced, you will be asked whether you have had any other immigration problems.

If you have experienced more than one issue, select 'Yes' and complete the information again.

Please ensure that you complete this section accurately. Failure to declare immigration issues can impact on your visa application, particularly if you fail to declare a previous visa refusal.

Failure to declare a refusal can lead to a ban on immigration applications to the UK.



GOV.UK **Visas and Immigration**

1. Start **2. Application** 3. Documents 4. Declaration 5. Pay 6. Further actions

[Back](#)

Breach of UK immigration law

Have you ever:

- entered the UK illegally
- remained in the UK beyond the validity of your visa or permission to stay
- breached the conditions of your leave, for example, worked without permission or received public funds when you did not have permission
- given false information when applying for a visa, leave to enter, or leave to remain
- breached UK immigration law in any other way

Yes No

Save and continue

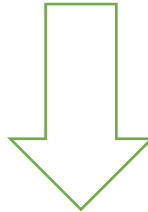
Breach of UK immigration law

Confirm whether you have ever breached any of the laws listed. If you answer 'Yes' you will be asked to include details of the breach on the next screen.



Failure to answer this question correctly could lead to a visa refusal and a ban from entering the UK.

Save and continue



[◀ Back](#)

Convictions and other penalties

At any time have you ever had any of the following, in the UK or in another country?

Only select one answer at a time. If you need to give more than one answer, you can do so on another page.

- A criminal conviction
- A penalty for a driving offence, for example disqualification for speeding or no motor insurance
- An arrest or charge for which you are currently on, or awaiting trial
- A caution, warning, reprimand or other out-of-court penalty
- A civil court judgment against you, for example for non payment of debt, bankruptcy proceedings or anti-social behaviour
- A civil penalty issued under UK immigration law
- No, I have never had any of these

You must tell us about spent as well as unspent convictions. You must tell us about any absolute or conditional discharges you have received for an offence.

Save and continue

Convictions and other penalties

Answer the questions truthfully, including information for **ANY** country (not just those from within the UK).



You must declare if any of these apply to you and whether they are spent or unspent.

If you need to declare a conviction or are awaiting trial, please contact us for advice.

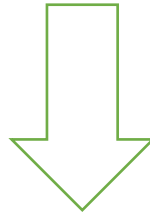
Selecting an option from the list directs you to another page or free text box where you can add further details.

On the pages following this, you will be asked whether you have ever been involved in the following:

- War Crimes
- Involved with Terrorist activities or organisations
- Held terrorist views
- Extremist Organisation
- Expressed Extremist views

You should read all the guidance on each screen and must click in the box to confirm that you have read this.

Save and continue



GOV.UK Visas and Immigration

1. Start **2. Application** 3. Documents 4. Declaration 5. Pay 6. Further actions

[Back](#)

War crimes

Service Update

Priority Visa services are available for visitor visa applications in most locations but there is reduced availability. If available in your location, you will be able to purchase this on the [TLS](#) or [VFS](#) websites when you book your appointment to give biometrics.

Super Priority Visa services are available for visitor visa applications in several of our locations with no change on availability.

You must read all of the information on this page before answering.

[War crimes](#)

In either peace or war time have you ever been involved in, or suspected of involvement in, war crimes, crimes against humanity, or genocide?

Yes No

I have read all of the information about war crimes, including the guidance

Save and continue

War crimes

You will need to declare if either in peace or war time have you ever been involved in, or suspected of involvement in, war crimes, crimes against humanity, or genocide?

Before you press **Save and continue**

you will also need to read the information about 'War crimes' and declare you have read all pages including the guidance.

1. Start **2. Application** 3. Documents 4. Declaration 5. Pay 6. Further actions

[← Back](#)

Terrorist activities, organisations and views

Service Update

Priority Visa services are available for visitor visa applications in most locations but there is reduced availability. If available in your location, you will be able to purchase this on the [TLS](#) or [VFS](#) websites when you book your appointment to give biometrics.

Super Priority Visa services are available for visitor visa applications in several of our locations with no change on availability.

You must read all of the information on this page before answering.

[Terrorist activities](#)

Have you ever been involved in, supported or encouraged terrorist activities in any country?

Yes No

[Terrorist organisations](#)

Have you ever been a member of, or given support to, an organisation which has been concerned in terrorism?

Yes No

Have you, by any means or medium, expressed views that justify or glorify terrorist violence or that may encourage others to commit terrorist or other serious criminal acts?

Yes No

I have read all of the information about terrorist activities, organisations and views, including the guidance

Save and continue

Terrorist activities, organisations and views

Please ensure you provide accurate answers. If you are unsure about the answers, you can check the guidance provided about 'Terrorist activities' and 'Terrorist organizations'

Extremist organisations and views

Service Update

Priority Visa services are available for visitor visa applications in most locations but there is reduced availability. If available in your location, you will be able to purchase this on the [TLS](#) or [VFS](#) websites when you book your appointment to give biometrics.

Super Priority Visa services are available for visitor visa applications in several of our locations with no change on availability.

You must read all of the information on this page before answering.

[Extremist organisations](#)

Have you ever been a member of, or given support to, an organisation which is or has been concerned with extremism?

Yes No

[Extremist views](#)

Have you, by any means or medium, expressed any extremist views?

Yes No

I have read all of the information about extremist organisations and views, including the guidance

Save and continue

Extremist organisations and views

Please ensure you provide accurate answers. If you are unsure about the answers, you can check the guidance provided about 'Extremist organizations' and 'Extremist views'

[Back](#)

Person of good character

Have you, as a part of your employment or otherwise, undertaken paid or unpaid activity on behalf of a non-UK government which you know to be dangerous to the interests or national security of the UK or its allies?

Yes No

Have you ever engaged in any other activities which might indicate that you may not be considered to be a person of good character?

Yes No

Is there any other information about your character or behaviour which you would like to make us aware of?


Yes No

Save and continue

Person of good character

You will need to declare that you are a person of good character or include any information regarding your character which you wish to make the UKVI aware of.

If you answer 'Yes' to any of these questions, you will be required to provide additional information.



[◀ Back](#)

Your employment history

Have you ever worked for any of the following types of organisation?

Include information for any paid or unpaid work. Select all that apply.

- Armed Forces (career)
- Armed Forces (compulsory national or military service)
- Government (including Public or Civil Administration and non-military compulsory national service)
- Intelligence services
- Security organisations (including police and private security services)
- Media organisations
- Judiciary (including work as a judge or magistrate)
- I have not worked in any of the jobs listed above

[Save and continue](#)


Your employment history

If you have ever worked in the industries listed (including as an intern), you'll need to select the relevant option.

Once you click in one of the boxes, a free text box will appear for you to provide further information about that work.

We recommend that you provide brief details of the job title, scope of work and dates that you worked in that organization, if this applies to you.

Select the appropriate option and [Save and continue](#)



[Back](#)

Additional information about your application

If you needed to add more information about your application but were not able to, you can write it here.

If there is no further information you want to add, click the 'Save and continue' button.

Add further details:

Maximum of 1,000 characters

Save and continue

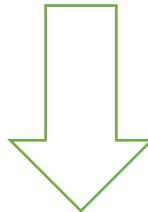
Additional information about your application

Use this space to explain anything unusual about your application or anything you felt you were unable to explain fully throughout the application, or which you feel was not covered in the application form, but which may be relevant to a decision.

For example:

- if you have had previous immigration problems or refusals: explain what happened, or
- if you have ever been known by another name you should include these details and provide evidence, or,

Save and continue



Check your answers

Check the information below before you continue to the next section.

Check your answers and submit your application form

Check your answers

You will be given an opportunity to check the answers you have provided on the application form.



Please ensure you check everything carefully before moving on with the form.

Some errors are minor and can be explained in a cover letter. However, some can lead to a refusal.

It is your responsibility to ensure you have completed the form as accurately as possible before submitting it.

After checking your answers, you will be asked to give details of the supporting documents you will provide.

Mandatory documents

These documents are mandatory and you must provide them as part of your application. Tick the box to agree that you will provide each document:

The passport or travel document for ██████████

Other documents

You can also send in this/these document/s to help support your application:

[Evidence of funds](#) available to you, and which are clearly accessible by you

Evidence that you are enrolled or accepted on a UK course

After you submit your application, you must provide your documents to our commercial partner. You can provide your documents by:

- uploading copies of your documents yourself through our commercial partner's website, free of charge
- taking your documents (originals or copies) to your appointment where our commercial partner will scan them for you, for a fee

If you choose to pay for the assisted scanning service, all documents (originals or copies) need to be A4 size or you may be charged to make them suitable for scanning.

If we require passports, you must take the originals to your appointment. If you have self-uploaded copies on our commercial partner's website you must still take your original passports, but will not be charged for scanning.

Save and continue

Documents



This section will list any documents you may need to provide with your visa application based on your answers. You will see 'Mandatory Documents' and 'Other Documents'

Gather your documents as listed on your application form. Tick each box to confirm you have this documents and will be able to provide them.

As part of the application process you will be invited to upload your documents and the UKVI website will redirect you to their partner's website. If for any reason you are unable to upload the documents, you can take them to your appointment.

Visitor conditions

Service Update

Priority Visa services are available for visitor visa applications in most locations but there is reduced availability. If available in your location, you will be able to purchase this on the [TLS](#) or [VFS](#) websites when you book your appointment to give biometrics.

Super Priority Visa services are available for visitor visa applications in several of our locations with no change on availability.

If your application is successful, there will be conditions on your visa or leave to remain. This will include, for example, whether you are able to work in the UK.

If you stay in the UK without permission:

- You can be detained
- You can be prosecuted, fined and imprisoned
- You can be removed and banned from returning to the UK
- You will not be allowed to work
- You will not be able to rent a home in England
- You will not be able to claim any benefits and can be prosecuted if you try to
- You can be charged by the NHS for medical treatment
- You can be denied access to a bank account
- DVLA can prevent you from driving by taking away your driving licence

You cannot get free medical treatment from the NHS, unless you are exempt from charges. If you do not pay for any billed treatment this may affect future visa applications.

You or your family members are not entitled to receive state-funded education whilst in the UK (except for children of academics visiting the UK for 12 months).

You should leave the UK when your visa ends. If not, you may be removed and banned from the UK.


I confirm that I understand and accept these conditions

Save and continue

Visitor conditions

Please carefully read the information and if you agree then select

Save and continue



By sending this application, you confirm that to the best of your knowledge and belief the following is correct:

- the information relating to the application
- the supporting evidence

I understand that the data I have given can be used as set out in the [privacy policy](#).

I consent to organisations, including financial institutions, providing information to the Home Office when requested in relation to this application.

I understand that any passports/travel documents submitted in support of my application, which remain uncollected after 3 months from the date they were ready for collection, will be returned to an office of the authority that issued the document. If this happens, the Visa Application Centre will be able to advise where the document has been sent.

I have discussed with any other applicants that I am acting on behalf of, and confirmed that the contents of the application are correct and complete.

I agree to the [terms and conditions](#).

I understand that if false information is given, the application can be refused and I may be prosecuted, and, if I am the applicant, I may be banned from the UK.

I confirm that:

- I am the applicant aged 18 or over
- I am the applicant aged under 18
- I am the parent or legal guardian of the applicant who is aged under 18 and completing and submitting the form on their behalf
- I am submitting the form on behalf of the applicant

I accept the above

Declaration

Please read this section carefully. You will need to select the answer that describes your circumstances and agree.

Save and continue

Choose the length of your visit visa

A visit visa is normally issued for up to 6 months, but some visit visa types offer longer options. The visit visa lengths you are eligible for are listed below. Your [visa fee](#) will depend on the duration of the visa you select.

Long-term visit visas allow you to make multiple visits to the UK, but you can normally only stay in the UK for up to 6 months at a time, with some exceptions for academics and their dependants, and people visiting for private medical treatment.

- 6-month
- 2 years
- 5 years
- 10 years

Save and continue

Visa options

In this section you will be required to select the duration of your visa, which should be 6 months. Please note that as a student you are not eligible to apply for any other visa duration.

Save and continue

You chose a **6-month** visa.
([Change visa length](#)).

Based on this choice, the costs for this application are:

Select a service from the options below:

Standard service : pay 121.00 EUR in total, most people get a decision within 15 working days after attending their biometrics appointment

UK Visas and Immigration will contact you if it will take longer to process your application.

[Save and continue](#)

Choose a service

Here you will see information about the visa application fee applicable to you and timescale for any available options.

[Save and continue](#)

Your payment

Next you will be directed to payment page, where you will need to provide card details and submit the payment.

This is the end of the main part of the application form. Please check your answers carefully before proceeding. You can download the 'Document Checklist' and your 'Application form' for any future reference. We would advise you to keep it in a safe place.

Please remember you will need to present your original and valid passport for the appointment. If you have any further questions about the Visitor Visa application process, you can contact us on studentadvice@westminster.ac.uk